

2023/2024


---

# Education Schedule

For adults & children

**NAP  
LES  
ART**  
INSTITUTE





---

**CONTENTS:**

Class Schedule: Dates/Fees  
Class Descriptions

Pages 3 - 11  
Pages 12 - 27

# SESSION 1

OCT 9 - NOV 4, 2023

CLASS	INSTRUCTOR	DAY	TIME	MEMBER	NON
Pour Painting	Otis	Mon	9a-12p	\$150	\$200
Clay Hand Building	Bethea	Mon	9a-12p	\$195	\$245
Watercolor Exploration	Berk	Mon	9a-12p	\$150	\$200
Int/Adv Oil & Acrylic Painting	Kirk	Mon	9a-12p	\$150	\$200
Advanced Oil & Acrylic Painting	Kirk	Mon	1-4p	\$150	\$200
Exploring Acrylics & Textures	Olsen	Mon	1-4p	\$150	\$200
Int/Adv Watercolor Exploration	Berk	Mon	1-4p	\$150	\$200
Beginning Wheel Throwing	Bethea	Mon	1-4p	\$195	\$245
Beginning Watercolor	Kell	Tues	9a-12p	\$150	\$200
Beginning Painting: Fundamentals	Tesmer	Tues	9a-12p	\$150	\$200
Int/Adv Wheel Throwing	Bethea	Tues	9a-12p	\$195	\$245
Beginning Drawing	Faber	Tues	9a-12p	\$150	\$200
Int/Adv Watercolor: Mastering The Media	Kell	Tues	1-4p	\$150	\$200
Clay Vessels	Bethea	Tues	1-4p	\$195	\$245
Home School Art Adventure (Youth)	TBD	Tues	1-4p	\$135	\$170
Wheel After Dark	Cristo	Tues	5:30-8p	\$165	\$205
Figure Drawing: Shapes & Forms	Papanikalaou	Tues	6-8p	\$125	\$125
Acrylic Ink Painting	Otis	Wed	9a-12p	\$150	\$200
Three-Dimension & Color	Albertini	Wed	9a-12p	\$150	\$200
Interpretation of Sound: Genre Medley	Otis	Wed	1p-4p	\$150	\$200
LEGO Art Studio (Youth)	Smith	Wed	1p-3p	\$80	\$80
Building Art Up & Out	Kell	Thurs	9a-12p	\$150	\$200
Landscape Painting & Drawing	Tesmer	Thurs	9a-12p	\$150	\$200
Collage Art For Dreamers	Albertini	Thurs	9a-12p	\$150	\$200
Advanced Drawing	Faber	Thurs	1-4p	\$150	\$200
Painting Like Claude Monet	Kell	Thurs	1-4p	\$150	\$200
Drawing Proportions: Face & Head (Youth)	Faber	Thurs	5-6:30p	\$85	\$85
Oil & Acrylic Painting	Tesmer	Thurs	5:30-8p	\$135	\$170
Fluid Art: Thick Paint Techniques	DeCaro	Thurs	5:30-8p	\$135	\$170
Clay For Kids (Youth)	Bethea	Sat	9a-12p	\$125	\$125
Still Life Painting	Tesmer	Sat	9a-12p	\$150	\$200
Art For Kids (Youth)	Papanikalaou	Sat	1-4p	\$125	\$125
Art For Teens & Tweens (Youth)	Berk	Sat	1-4p	\$125	\$125

# SESSION 2

NOV 6 - DEC 9, 2023

NO CLASSES NOV 20 - NOV 26

CLASS	INSTRUCTOR	DAY	TIME	MEMBER	NON
Int/Adv Oil & Acrylic Painting	Kirk	Mon	9a-12p	\$150	\$200
Watercolor Exploration	Berk	Mon	9a-12p	\$150	\$200
Int/Adv Pour Painting	Otis	Mon	9a-12p	\$150	\$200
Clay Hand Building	Bethea	Mon	9a-12p	\$195	\$245
Advanced Oil & Acrylic Painting	Kirk	Mon	1-4p	\$150	\$200
Textured Art	Olsen	Mon	1-4p	\$150	\$200
Int/Adv Watercolor Exploration	Berk	Mon	1-4p	\$150	\$200
Beginning Wheel Throwing	Bethea	Mon	1-4p	\$195	\$245
Beginning Painting: Color	Tesmer	Tues	9a-12p	\$150	\$200
Int/Adv Wheel Throwing	Bethea	Tues	9a-12p	\$195	\$245
Beginning Watercolor	Kell	Tues	9a-12p	\$150	\$200
Int/Adv Watercolor: Mastering The Media	Kell	Tues	1-4p	\$150	\$200
Beginning Drawing	Faber	Tues	1-4p	\$150	\$200
Home School Creative Clay (Youth)	Bethea	Tues	1-4p	\$125	\$125
Wheel After Dark	Cristo	Tues	5:30-8p	\$165	\$205
AP Art & Design Mentorship (Youth)	Papanikalaou	Tues	6-7:30p	\$125	\$125
Color-Focused Oil Painting	Anderson	Wed	9a-12p	\$150	\$200
Int/Adv Acrylic Ink Painting	Otis	Wed	9a-12p	\$150	\$200
Three-Dimension & Color	Albertini	Wed	9a-12p	\$150	\$200
LEGO Art Studio (Youth)	Smith	Wed	1-3p	\$80	\$80
The Manipulated Edge	Reynolds	Wed	1-4p	\$195	\$245
Ballpoint Pen Drawing	Faber	Wed	1-4p	\$150	\$200
Interpretation to Sound: Concertos	Otis	Wed	1-4p	\$150	\$200
You + Life = Art	Kell	Thurs	9a-12p	\$150	\$200
Landscape Painting & Drawing	Tesmer	Thurs	9a-12p	\$150	\$200
Collage Art For Dreamers	Albertini	Thurs	9a-12p	\$150	\$200
Abstract Only	Kell	Thurs	1-4p	\$150	\$200
Advanced Drawing	Faber	Thurs	1-4p	\$150	\$200
Drawing Challenges (Youth)	Faber	Thurs	5-6:30p	\$85	\$85
Figure Drawing	Papanikalaou	Thurs	5:30-8p	\$135	\$170
Oil & Acrylic Painting	Tesmer	Thurs	5:30-8p	\$135	\$170
Stained Glass	Streppa	Fri	9a - 12p	\$215	\$265
Clay For Kids (Youth)	Bethea	Sat	9a-12p	\$125	\$125
Still Life Painting	Tesmer	Sat	9a-12p	\$150	\$200
Art Explorers (Youth)	Melendez	Sat	9a-12p	\$125	\$125
Art For Kids (Youth)	Papanikalaou	Sat	1-4p	\$125	\$125
Art For Teens & Tweens (Youth)	Berk	Sat	1-4p	\$125	\$125

# SESSION 3


JAN 8 - FEB 3, 2024

ADULT CLAY CLASSES RUN JAN 8 - FEB 9

CLASS	INSTRUCTOR	DAY	TIME	MEMBER	NON
Painting Still Lifes	Persall	Mon	9a-12p	\$150	\$200
Int/Adv Oil & Acrylic Painting	Kirk	Mon	9a-12p	\$150	\$200
Alcohol Ink Painting	Otis	Mon	9a-12p	\$150	\$200
Clay Hand Building (5 Weeks)	Bethea	Mon	9a-12p	\$245	\$295
Trompe L'oeil & Realism	Barnhill	Mon	1-4p	\$150	\$200
Lines & Shapes In Illustrating	Olsen	Mon	1-4p	\$150	\$200
Advanced Oil & Acrylic Painting	Kirk	Mon	1-4p	\$150	\$200
Beginning Wheel Throwing (5 Weeks)	Bethea	Mon	1-4p	\$245	\$295
Beginning Watercolor	Kell	Tues	9a-12p	\$150	\$200
Beginning Painting: Fundamentals	Tesmer	Tues	9a-12p	\$150	\$200
Pastel For All	Barnhill	Tues	9a-12p	\$150	\$200
Int/Adv Wheel Throwing (5 weeks)	Bethea	Tues	9a-12p	\$245	\$295
Int/Adv Watercolor: Mastering The Media	Kell	Tues	1-4p	\$150	\$200
Beginning Drawing	Faber	Tues	1-4p	\$150	\$200
Clay Vessels (5 Weeks)	Bethea	Tues	1-4p	\$245	\$295
Home School Art Adventure (Youth)	TBD	Tues	1-4p	\$125	\$125
Exploring Acrylics & Textures	Olsen	Tues	1-4p	\$150	\$200
Wheel After Dark (5 weeks)	Cristo	Tues	5:30-8p	\$205	\$245
Nude Figure Drawing	Papanikalaou	Tues	6-8p	\$135	\$170
Fauvist Skeleton Drawing	Papanikalaou	Wed	9a-12p	\$150	\$200
Paint Naples & The Basics Of Color	Sullivan	Wed	9a-12p	\$150	\$200
Oil Painting Essentials	Anderson	Wed	9a-12p	\$150	\$200
LEGO Art Studio (Youth)	Smith	Wed	1-3p	\$80	\$80
The Decorative Nest (5 Weeks)	Reynolds	Wed	1-4p	\$245	\$295
Demystifying Watercolor	Kuzminsky	Wed	1-4p	\$150	\$200
Interpretation Of Sound: 70s R&B	Otis	Wed	1-4p	\$150	\$200
Layered Imagery Collage	Pesek	Wed	1-4p	\$150	\$200
Women In Art I	Kell	Thurs	9a-12p	\$150	\$200
Landscape Painting & Drawing	Tesmer	Thurs	9a-12p	\$150	\$200
Painting Like Van Gogh	Kell	Thurs	1-4p	\$150	\$200
Micrography Portraits	Papanikalaou	Thurs	1-4p	\$150	\$200
Advanced Teen Drawing (Youth)	Faber	Thurs	5-6:30p	\$85	\$85
Fluid Art: Thin Paint Techniques	DeCaro	Thurs	5:30-8p	\$135	\$170
Oil & Acrylic Painting	Tesmer	Thurs	5:30-8p	\$135	\$170
Stained Glass	Streppa	Fri	9a-12p	\$215	\$265
Pour Painting: Large Canvas	Otis	Fri	9a-12p	\$150	\$200
Clay For Kids (Youth)	Bethea	Sat	9a-12p	\$125	\$125
Still Life Painting	Tesmer	Sat	9a-12p	\$150	\$200
Art Explorers (Youth)	Melendez	Sat	9a-12p	\$125	\$125
Art For Kids (Youth)	Papanikalaou	Sat	1-4p	\$125	\$125
Art For Tweens & Teens (Youth)	Berk	Sat	1-4p	\$125	\$125

# SESSION 4

FEB 19 - MAR 16, 2024



ADULT CLAY CLASSES RUN FEB 19 - MAR 22

CLASS	INSTRUCTOR	DAY	TIME	MEMBER	NON
Int/Adv Alcohol Ink Painting	Otis	Mon	9a-12p	\$150	\$200
Int/Adv Oil & Acrylic Painting	Kirk	Mon	9a-12p	\$150	\$200
Watercolor Exploration	Berk	Mon	9a-12p	\$150	\$200
Clay Hand Building (5 weeks)	Bethea	Mon	9a-12p	\$245	\$295
Trompe L'oeil & Realism	Barnhill	Mon	1-4p	\$150	\$200
Advanced Oil & Acrylic Painting	Kirk	Mon	1-4p	\$150	\$200
Exploring Acrylics & Textures	Olsen	Mon	1-4p	\$150	\$200
Beginning Wheel Throwing (5 weeks)	Bethea	Mon	1-4p	\$245	\$295
Pastel for All	Barnhill	Tues	9a-12p	\$150	\$200
Beginning Watercolor	Kell	Tues	9a-12p	\$150	\$200
Beginning Painting: Color	Tesmer	Tues	9a-12p	\$150	\$200
Int/Adv Wheel Throwing (5 weeks)	Bethea	Tues	9a-12p	\$245	\$295
Advanced Acrylics	Olsen	Tues	1-4p	\$150	\$200
Botanical Watercolor Painting	Pellicano	Tues	1-4p	\$150	\$200
Home School Creative Clay (Youth)	Bethea	Tues	1-4p	\$125	\$125
Beginning Drawing	Faber	Tues	1-4p	\$150	\$200
AP Art & Design Mentorship (Youth)	Papanikolaou	Tues	6-7:30p	\$125	\$125
Wheel After Dark (5 weeks)	Cristo	Tues	5:30-8p	\$205	\$245
Advanced Drawing	Faber	Tues	5:30-8p	\$135	\$170
Post-Impressionistic Landscape Painting	Papanikolaou	Wed	9a-12p	\$150	\$200
Oil Painting Essentials	Anderson	Wed	9a-12p	\$150	\$200
Paint Naples & The Basics of Color	Sullivan	Wed	9a-12p	\$150	\$200
Layered Imagery Collage	Pesek	Wed	1-4p	\$150	\$200
Tulipiere Vase (Clay) (5 weeks)	Reynolds	Wed	1-4p	\$245	\$295
Demystifying Watercolor	Kuzminsky	Wed	1-4p	\$150	\$200
Interpretation to Sound: Queen	Otis	Wed	1-4p	\$150	\$200
Sketchbook Arts	Papanikolaou	Wed	1-4p	\$150	\$200
Landscape Painting & Drawing	Tesmer	Thurs	9a-12p	\$150	\$200
Women in Art II	Kell	Thurs	9a-12p	\$150	\$200
Painting Like Georgia O'Keefe	Kell	Thurs	1-4p	\$150	\$200
Personified "ISM"s	Papanikolaou	Thurs	1-4p	\$150	\$200
Art For A Modern Time	Roca	Thurs	1-4p	\$150	\$200
Drawing Fundamentals	Faber	Thurs	5-6:30p	\$85	\$85
Figure Drawing Shapes & Form	Papanikolaou	Thurs	5:30-8p	\$135	\$170
Oil & Acrylic Painting	Tesmer	Thurs	5:30-8p	\$135	\$170
Stained Glass	Streppa	Fri	9a-12p	\$215	\$265
LEGO Art Studio (Youth)	Smith	Fri	10a-12p	\$80	\$80
Clay for Kids (Youth)	Bethea	Sat	9a-12p	\$125	\$125
Still Life Painting	Tesmer	Sat	9a-12p	\$150	\$200
Art Explorers (Youth)	Melendez	Sat	9a-12p	\$125	\$125
Open Studio	No Instructor	Sat	12:30-3:30p	\$25	\$25
Art for Kids (Youth)	Papanikolaou	Sat	1-4p	\$125	\$125
Clay for Tweens & Teens (Youth)	Bethea	Sat	1-4p	\$125	\$125

# SESSION 5


MAR 25 - APR 20, 2024

CLASS	INSTRUCTOR	DAY	TIME	MEMBER	NON
Int/Adv Oil & Acrylic Painting	Kirk	Mon	9a-12p	\$150	\$200
Abstract Painting	Otis	Mon	9a-12p	\$150	\$200
Painting Still Lifes	Pearsall	Mon	9a-12p	\$150	\$200
Clay Hand Building	Bethea	Mon	9a-12p	\$195	\$245
Advanced Oil & Acrylic Painting	Kirk	Mon	1-4p	\$150	\$200
Pour Painting: Mixed Media	Otis	Mon	1-4p	\$150	\$200
Int/Adv Watercolor Exploration	Berk	Mon	1-4p	\$150	\$200
Beginning Wheel Throwing	Bethea	Mon	1-4p	\$195	\$245
Beginning Watercolor	Kell	Tues	9a-12p	\$150	\$200
Beginning Painting: Fundamentals	Tesmer	Tues	9a-12p	\$150	\$200
Pastel for All	Barnhill	Tues	9a-12p	\$150	\$200
Int/Adv Wheel Throwing	Bethea	Tues	9a-12p	\$195	\$245
Int/Adv Watercolor: Mastering The Media	Kell	Tues	1-4p	\$150	\$200
Beginning Drawing	Faber	Tues	1-4p	\$150	\$200
Clay Vessels	Bethea	Tues	1-4p	\$195	\$245
Home School Art Adventure (Youth)	TBD	Tues	1-4p	\$125	\$125
AP Art & Design Mentorship (Youth)	Papanikolaou	Tues	6-7:30p	\$125	\$125
Wheel After Dark	Cristo	Tues	5:30-8p	\$165	\$205
Advanced Abstract Painting	Otis	Wed	9a-12p	\$150	\$200
Palette Knife Oil Painting	Anderson	Wed	9a-12p	\$150	\$200
Demystifying Watercolor	Kuzminsky	Wed	1-4p	\$150	\$200
Interpretation Of Sound: Motown	Otis	Wed	1-4p	\$150	\$200
Layered Imagery Collage	Pesek	Wed	1-4p	\$150	\$200
Trompe L'oeil & Realism	Barnhill	Wed	1-4p	\$150	\$200
Painting Like Mary Cassatt	Kell	Thurs	9a-12p	\$150	\$200
Landscape Painting & Drawing	Tesmer	Thurs	9a-12p	\$150	\$200
Mixed Media Expressions	Kell	Thurs	1-4p	\$150	\$200
Advanced Drawing	Faber	Thurs	1-4p	\$150	\$200
Cartooning, Characters & Comics (Youth)	Faber	Thurs	5-6:30p	\$85	\$85
Figure Drawing: Media Exploration	Papanikolaou	Thurs	5:30-8p	\$135	\$170
Oil & Acrylic Painting	Tesmer	Thurs	5:30-8p	\$135	\$170
Stained Glass	Streppa	Fri	9a-12p	\$215	\$265
LEGO Art Studio (Youth)	Smith	Fri	10a-12p	\$80	\$80
Clay For Kids (Youth)	Bethea	Sat	9a-12p	\$125	\$125
Still Life Painting	Tesmer	Sat	9a-12p	\$150	\$200
Art Explorers (Youth)	Melendez	Sat	9a-12p	\$125	\$125
Open Studio	No Instructor	Sat	12:30-3:30p	\$25	\$25
Art For Kids (Youth)	Papanikolaou	Sat	1-4p	\$125	\$125
Clay For Tweens & Teens (Youth)	Bethea	Sat	1-4p	\$125	\$125

# SESSION 6

APR 22 - MAY 18, 2024

CLASS	INSTRUCTOR	DAY	TIME	MEMBER	NON
Int/Adv Oil & Acrylic Painting	Kirk	Mon	9a-12p	\$150	\$200
Watercolor Exploration	Berk	Mon	9a-12p	\$150	\$200
Acrylic Ink Painting	Otis	Mon	9a-12p	\$150	\$200
Clay Hand Building	Bethea	Mon	9a-12p	\$195	\$245
Int/Adv Watercolor Exploration	Berk	Mon	1-4p	\$150	\$200
Advanced Oil & Acrylic Painting	Kirk	Mon	1-4p	\$150	\$200
Alcohol Ink Painting	Otis	Mon	1-4p	\$150	\$200
Beginning Wheel Throwing	Bethea	Mon	1-4p	\$195	\$245
Beginning Painting: Color	Tesmer	Tues	9a-12p	\$150	\$200
Beginning Watercolor	Kell	Tues	9a-12p	\$150	\$200
Pastel For All	Barnhill	Tues	9a-12p	\$150	\$200
Int/Adv Wheel Throwing	Bethea	Tues	9a-12p	\$195	\$245
Beginning Drawing	Faber	Tues	1-4p	\$150	\$200
Int/Adv Watercolor: Mastering The Media	Kell	Tues	1-4p	\$150	\$200
Home School Creative Clay (Youth)	Bethea	Tues	1-4p	\$125	\$125
Nude Figure Drawing	Papanikolaou	Tues	6-8p	\$135	\$170
Wheel After Dark	Cristo	Tues	5:30-8p	\$165	\$205
Pour Painting: Large Canvas	Otis	Wed	9a-12p	\$150	\$200
Trompe L'oeil & Realism	Barnhill	Wed	1-4p	\$150	\$200
Interpretation to Sound: 80s	Otis	Wed	1-4p	\$150	\$200
Building Art Up & Out	Kell	Thurs	9a-12p	\$150	\$200
Landscape Painting & Drawing	Tesmer	Thurs	9a-12p	\$150	\$200
Advanced Drawing	Faber	Thurs	1-4p	\$150	\$200
Painting Like Claude Monet	Kell	Thurs	1-4p	\$150	\$200
Advanced Teen Drawing (Youth)	Faber	Thurs	5-6:30p	\$85	\$85
Oil & Acrylic Painting	Tesmer	Thurs	5:30-8p	\$135	\$170
Fluid Art: Medium Paint Techniques	DeCaro	Thurs	5:30-8p	\$135	\$170
Stained Glass	Streppa	Fri	9a-12p	\$215	\$265
LEGO Art Studio (Youth)	Smith	Fri	10a-12p	\$80	\$80
Clay For Kids (Youth)	Bethea	Sat	9a-12p	\$125	\$125
Still Life Painting	Tesmer	Sat	9a-12p	\$150	\$200
Art Explorers (Youth)	Melendez	Sat	9a-12p	\$125	\$125
Open Studio	No Instructor	Sat	12:30-3:30p	\$25	\$25
Art For Kids (Youth)	Papanikolaou	Sat	1-4p	\$125	\$125
Clay For Tweens & Teens (Youth)	Bethea	Sat	1-4p	\$125	\$125





# WORKSHOPS

DEC 7, 2023 - APR 17, 2024

---

WORKSHOP	INSTRUCTOR	DATE	TIME	MEMBER	NON
----------	------------	------	------	--------	-----

---

## DECEMBER

Resin Tree Art	DeCaro	Dec 7	5:30-8p	\$125	\$125
Glazing Outside The Lines	Reynolds	Dec 14	5:30-8p	\$100	\$100

## JANUARY

Drawing Basics	David	Jan 3	9:30a-3:30p	\$125	\$160
Fluid Art: The Dutch Pour	DeCaro	Jan 4	10a-4p	\$215	\$250
Life Drawing	Tesmer	Jan 4-5	9:30a-4p	\$235	\$270
Joyfully Painting In Watercolor	Vanlandingham	Jan 11	9a-12p	\$100	\$100
Joyfully Painting In Oil	Vanlandingham	Jan 12	9a-12p	\$100	\$100
Joyfully Painting In Watercolor	Vanlandingham	Jan 18	9a-12p	\$100	\$100
Joyfully Painting In Oil	Vanlandingham	Jan 19	9a-12p	\$100	\$100
Joyfully Painting In Watercolor	Vanlandingham	Jan 25	9a-12p	\$100	\$100
Glazing Outside The Lines	Reynolds	Jan 25	5:30-8p	\$100	\$100
Joyfully Painting In Oil	Vanlandingham	Jan 26	9a-12p	\$100	\$100

## FEBRUARY

Joyfully Painting In Watercolor	Vanlandingham	Feb 1	9a-12p	\$100	\$100
Joyfully Painting In Oil	Vanlandingham	Feb 2	9a-12p	\$100	\$100
Art Of The Sketchbook & Journal	Tesmer	Feb 5	9:30a-4p	\$155	\$190
Painting The Floral	Pearsall	Feb 5-7	9:30a-4:30p	\$450	\$485
Traditional Marbling	Wertheim	Feb 5-6	9:30a-3:30p	\$295	\$330
Breaking Boundaries Collage	Tibus	Feb 6	9a-4p	\$165	\$200
Oil Painting Study & Workshop	Vanlandingham	Feb 7-9	9a-12p	\$240	\$275
Watercolor Painting Study & Workshop	Vanlandingham	Feb 7-9	1:30-4:30p	\$240	\$275
Abstracts In Acrylic	David	Feb 8-9	9:30a-3:30p	\$350	\$385
Drawing Past to Present	Redding	Feb 8-9	9a-4p	\$400	\$435
Beautiful Botanicals	Tesmer	Feb 12	9:30a-4p	\$180	\$215
Beginner Wire Wrapped Jewelry	Bacon	Feb 12-13	9a-4p	\$225	\$260
Expressing Your Artistic Vision In Oil/Cold Wax	Boardwine	Feb 12-14	9:30a-4:30p	\$635	\$670
Seascapes, Beaches, and Dunes In Oil	David	Feb 12-14	9:30a-3:30p	\$450	\$485
Painting With Scissors	Harris	Feb 13	9:30a-3:30p	\$150	\$185
Alcohol Ink Jewelry	Tibus	Feb 14	9a-12p	\$100	\$135
Resin Art	DeCaro	Feb 15	10a-4p	\$300	\$335
Int/Adv Wire Wrapped Jewelry	Bacon	Feb 15-16	9a-4p	\$225	\$260
Portraiture	Tesmer	Feb 15-16	9:30a-4p	\$235	\$270
Printing Monoprints	King	Feb 15-16	9a-4p	\$300	\$335
Glazing Outside The Lines	Reynolds	Feb 29	5:30-8p	\$100	\$100

## MARCH

Joyfully Painting In Watercolor	Vanlandingham	Mar 7	9a-12p	\$100	\$100
Joyfully Painting In Oil	Vanlandingham	Mar 8	9a-12p	\$100	\$100
Joyfully Painting In Watercolor	Vanlandingham	Mar 14	9a-12p	\$100	\$100
Joyfully Painting In Oil	Vanlandingham	Mar 15	9a-12p	\$100	\$100
Basics Of Oil Painting	David	Mar 18-19	9:30a-3:30p	\$350	\$385

# WORKSHOPS

DEC 7, 2023 - APR 17, 2024

WORKSHOP	INSTRUCTOR	DATE	TIME	MEMBER	NON
<b>MARCH (cont.)</b>					
Intuitive Approaches To Watercolor	Cembranelli	Mar 18-20	9a-4p	\$650	\$685
Oil Painting Study & Workshop	Vanlandingham	Mar 18-20	9a-12p	\$240	\$275
Watercolor Painting Study & Workshop	Vanlandingham	Mar 18-20	1:30-4:30p	\$240	\$275
Contemporary Still Lifes In Oil	David	Mar 20-22	9:30a-3:30p	\$450	\$485
Alcohol Ink Florals	Tibus	Mar 21	9a-4p	\$165	\$200
Painting The Figure	Tesmer	Mar 21-22	9:30a-4p	\$235	\$270
Painting Fast & Loose	Anderson	Mar 27	9a-12p	\$75	\$75
Glazing Outside The Lines	Reynolds	Mar 28	5:30-8p	\$100	\$100
<b>APRIL</b>					
Painting Fast & Loose	Anderson	Apr 3	9a-12p	\$75	\$75
Painting Fast & Loose	Anderson	Apr 10	9a-12p	\$75	\$75
Painting Fast & Loose	Anderson	Apr 17	9a-12p	\$75	\$75



# CLASS DESCRIPTIONS

---

## **Abstract Only**

*Genie Kell*

This class takes artists on an exciting adventure of exploration and discovery. Using acrylic and/or latex water-based paints, artists will put all the elements and principles of art to work. Students will be pushed to test the boundaries of expression, while using an array of nontraditional processes, techniques, and tools. Discovering your own new and exciting visual vernacular, you will follow in the footsteps of the various abstract painters stretching back to the first Cubist works of the 20th century and forward to the current Postmodern artists. As you pour, spatter, splash, drip, and drizzle on layers of color you will make surprising and unexpected new works while gaining a fresh confidence in both your artmaking skills and your knowledge of abstract art's contributions to the contemporary art movements of today.

## **Abstract Painting**

*Christine Otis*

Learn about abstract painting and the importance of shapes, colors, and textures to build depth & design in your works of art. Demonstrations will be offered on how to approach the canvas. We'll experiment with dry brush techniques, painting wet on wet, layering, as well as using palette knives, sponges, and other materials to create texture. This is a fun, interactive class with a lot of freedom to explore, learning from both the instructor & fellow students.

## **Acrylic Ink Painting**

*Christine Otis*

This interactive class introduces techniques needed to understand this unique fluid medium. Students will learn how to layer their work using both qualities and how to manipulate the inks with the use of tools & materials. The emphasis for this class will be about building skills, developing patience, and experimenting with techniques involved in using acrylic inks to create abstract art. There will be plenty of demonstrations on the use of materials and how to manipulate the ink.

## **Advanced Abstract Painting**

*Christine Otis*

For more experienced abstract painters, there will be an in-depth focus on palette colors and developing textures. We'll experiment using materials, such as modeling paste, sponges, and cheesecloth. Learn about the importance of layering shapes, colors, and textures upon each other to create a cohesive finished piece.

## **Advanced Acrylics**

*Monique Olsen*

This course will guide artists seeking to gain a deeper understanding of the versatile acrylic medium through color blending and combinations, layering, obtaining contrast, creating light and shadow, establishing balance, and developing atmosphere. Best practices of acrylic paint techniques will be emphasized and expanded upon.

## **Advanced Drawing**

*Rich Faber*

Learn the techniques used to create advanced level original drawings, incorporating lessons on observation, proportion, structure and anatomy, and composition. Students will develop drawings from layouts and sketches, using various tools to create different tones, textures, shading, and compositional techniques in order to create finished art. This class is designed for those who already possess a solid drawing technique foundation looking to push their skills further. Each session will focus on different drawing subjects and media.

## **Advanced Oil & Acrylic Painting**

*Richard Kirk*

Expand your skills and connect with colleagues. Work one-on-one with the instructor on works in progress. This class focuses on the needs of each individual painter with no formal lesson plan. Prerequisites: Students must have a strong background in painting.

## **Alcohol Ink Painting**

*Christine Otis*

Explore alcohol inks, and experiment using a variety of tools to create unique designs on varying materials. Demonstrations will occur often to teach the basics of handling this medium; the forgiving fluid nature allows for beautiful color blends and virtually errorless outcomes.

# CLASS DESCRIPTIONS

---

## **Art For A Modern Time**

*Ana B. Roca*

The purpose of this painting class is to introduce both beginner and more experienced painters to the theories and compositional techniques of Impressionism in 1860. Students will learn about social changes and novel technologies of the day that led to the birth of this artistic movement. Using paint on canvas, students will create original works of art based on demonstrations and lectures detailing composition, color, light, and brush strokes. Artists explored will include the likes of Monet, Manet, Renoir, Degas, Cezanne, Morisot, Sisley, Cassatt. This class will allow students to acquire a deeper understanding and appreciation of Impressionist artists and their movement.

## **Ballpoint Pen Drawing**

*Rich Faber*

Have you ever sat doodling at the table while on the phone? Do you think the drawings you created were just doodles? Guess again! This course will highlight the ballpoint pen as an advanced art tool, and show students a new way to perceive “doodling” as a higher art! Ballpoint pens can be used as a sophisticated drawing tool to achieve significant quality illustrations, and this course will teach students how.

## **Beginning Drawing**

*Rich Faber*

Drawing is a learnable skill, and like all skills, ability improves with knowledge and practice. As you improve your drawing technique, you will find that drawing is a form of meditation. This meditative nature has the potential to focus your mind and center your attention. You will begin to build the fundamental skills upon which all other artistic media rely upon.

## **Beginning Painting Oil and Acrylic – Color**

*Vicky Tesmer*

Get started painting! This class provides you with an introduction to color, materials, tools, and understanding the language of painting. Specific principles needed to develop your canvas will be taught, including, composition, horizon line, chiaroscuro, values, cools and warms, light source, foreground, middle ground and background. We will break down the color wheel and get familiar with a different palette. Classes begin with establishing your composition, laying in color, learning cools and warms, and understanding how to develop a 2D canvas into a 3D image.

\*The Color course is part of an optional 2-session series. The second session focuses on Fundamentals. Students interested in both subjects will feel comfortable beginning with either class.

## **Beginning Painting Oil and Acrylic – Fundamentals**

*Vicky Tesmer*

Get started painting! This class breaks down values of darks and light, along with cools and warms with a limited palette – white, Payne’s gray, ochre and terracotta. Each class addresses the color wheel, introducing the contrast of black and white to middle grounds of grays, then we’ll add in warms and cools through color mixing. After the four session class, your knowledge of values will help you understand color-mixing with direct hue and how an artist mixes the light source with shades of cools and warms.

\*The Fundamentals course is part of an optional 2-session series. The second session focuses on Color. Students interested in both will feel comfortable beginning with either class.

## **Beginning Watercolor**

*Genie Kell*

The perfect introduction to watercolor begins with the basics. In this class you learn the basics of color, composition, aerial and linear perspective, how to paint 3-D form and space. You will partner with your brushes to dance across the paper using techniques from wet-into-wet to pouring, spattering, stenciling, scrubbing, sgraffito and more! Paint along with the instructor as she demonstrates each step and technique for the four paintings you will complete. In addition, each week students will complete 3 or more paintings as homework using the techniques learned in class. These pieces are the focus of a nurturing critique that sends you back to the studio confident and ready to explore your innate creativity!

## **Beginning Wheel Throwing**

*Tori Bethea*

Step by step instruction with a small group will get you working immediately on the wheel. Students will learn about using new tools, try a variety of throwing techniques, and explore glazing possibilities. Your repertoire as a potter will greatly expand during this course, growing your comfort working with this medium. As you enjoy the tactile qualities of clay, your projects will be fired with food safe glazes using stoneware clay.

# CLASS DESCRIPTIONS

---

## **Botanical Watercolor Painting**

*Rose Pellicano*

Learn how to realistically portray flowers and plants in watercolor. Award winning artist, Rose Pellicano, a member of the American Society of Botanical Artists, will teach in a step-by-step method the traditional techniques of watercolor painting, observational skills and correct color mixing. Drawing, lecture, demonstration, and individual attention will be a part of the course.

## **Building Art Up & Out**

*Genie Kell*

Each week, you will tackle a new challenge as you take your art from flat to 3-D and experiment with a variety of both traditional and nontraditional art materials. As you create visual poetry by combining images and objects in unexpected ways, your art fills with metaphors that encourage broad interpretations and meanings. You may choose to work with anything to make your art. While your new work challenges the standard boundaries of materials and techniques, you will find yourself taking artistic risks that lead to a strong trust in the artmaking process and to discoveries that expand your SELF-expression!

## **Clay Hand Building**

*Tori Bethea*

Discover the techniques used to create functional & decorative clay forms with hand building. Step by step instruction using slabs, coils, and sculptural enhancements will get you started with comfort. Learning the methods of construction, as well as a variety of surface decoration processes for embellishment, will delight you. Tori will work with the true beginners and brainstorm with more experienced potters. As you enjoy the tactile qualities of clay, your projects will be fired with food safe glazes. You will be amazed at what you can do!

## **Clay Vessels**

*Tori Bethea*

Let your creativity take over and experiment using your hands, tools, and glazes to alter & adorn clay forms. Clay can be pinched, folded, pulled, and cut to alter its shape and form. Refine your current skills and learn new techniques while working in a small studio group with plenty of demonstrations and one-on-one guidance. Your projects will be fired with food safe glazes.

## **Collage Art For Dreamers**

*Tomaso Albertini*

This course is a dynamic exploration of collage art, designed to push the boundaries of creativity. Collage serves as a practical tool for self-discovery and artistic growth. Students will dive into the world of abstraction, harnessing the power of shapes, colors, and textures to awaken their innate artistic instincts. Each student will receive personalized guidance and instruction tailored to their unique aptitude for the technique.

## **Color Focused Oil Painting with Brushes & Palette Knife**

*Angela Anderson*

Combining techniques taught in Palette Knife Painting, how to apply paint well with knives, and Color Focused Oil Painting, understanding color mixing and how colors interact, this class strives to help students become looser in their painting style with grissaille underpainting sketches, and brush and knife techniques. Compositions and sketches of the subject in 2D, from life or photography, will be broken down by the instructor and demonstrated.

## **Demystifying Watercolor**

*Tracy Kuzminksy*

Learn to paint beautiful watercolors through a variety of techniques. Instruction will feature plenty of demonstrations and detailed written instructions to break down and demystify the watercolor process. Techniques presented will encourage texture, rich and layered color, depth and space, reflection and light, and so much more!

## **Exploring Acrylics and Textures**

*Monique Olsen*

Students will develop an experimental approach to painting in which an introduction to color mixing will lead to understanding combinations of colors, such as muted & vibrant tones. The incorporation of textures by brushes and spatulas will highlight the importance of contrast, light, and balance. This method is simplified for students of all skill levels to be able to complete their creative endeavors. Each class will combine the exploration of colors, contrasts, and volume by integrating the usage of gels, mediums, and other materials, adding dimension to the artwork while also using tools to showcase their effects.

# CLASS DESCRIPTIONS

---

## **Fauvist Skeleton Drawing**

*Dani Papanikolaou*

Students are introduced to Fauvism and the importance of color while familiarizing themselves with shape and proportion. Using a posable skeleton, students practice with timed drawing exercises to emphasize form and learn how to create a viewfinder to understand composition. Students are encouraged to only use color for their values instead of black and white. Through critique processes and games, students evaluate and respond to their own work and that of their peers

## **Figure Drawing: Practice & Media Exploration**

*Dani Papanikolaou*

Through observation, experimentation, timed exercises, and imagination, students express their skills in figure drawing through a range of projects and assignments built to challenge their understanding of the human form. Colorful lighting enables students to practice timed exercises with color aesthetics, contrast, and personalized expression. Through critique processes and games, students evaluate and respond to their own work and that of their peers.

## **Figure Drawing: Shapes & Form**

*Dani Papanikolaou*

This introductory class to figure drawing emphasizes shape and form. Students will learn how to discern shapes and forms of the human body and draw them from observation through practice and study. Gain mastery in sighting techniques, gesture sketching, and contour drawing. Through critique processes and games, students evaluate and respond to their own work and that of their peers.

## **Fluid Art: Medium Consistency Paint Techniques**

*Tammy DeCaro*

There are dozens of fluid art techniques and this series focuses on unique designs created by medium consistency paint, metallic paints, and gadgets! Did you know that the bottom of a soda bottle can create a flower pattern? How about a napkin? Join the fun by bringing household items to test in this series of classes. We'll also explore the chain pull method, the dip method, and the dustpan/transfer method.

## **Fluid Art: Thick Paint Techniques**

*Tammy DeCaro*

Fluid art requires a combination of both science and creativity to achieve artistic success. This thick paint series will focus on pouring mediums, mixing paint to achieve the right consistency, and learning how to manipulate the paint to achieve big cells, delicate lacing, and so much more. We'll explore techniques such as the flip cup, ring pours, open cup & straight pours.

## **Fluid Art: Thin Paint Techniques**

*Tammy DeCaro*

This class will focus on the thin paint techniques of fluid art such as swiping to achieve magical cells, using metallic paints to add interest, and discovering how density impacts the reaction of paints. We'll explore using the landscape flip/swipe combo and pearl cell technique, while eventually bringing in brushes to embellish a background. Combining art & science, you'll be amazed at the unique artworks produced using this medium.

## **Int/Adv Acrylic Ink Painting**

*Christine Otis*

This class builds upon students' skillset with further manipulation of the acrylic ink medium and materials. While growing your artistic abilities, patience with the media, and mastery of the techniques, you will create paintings that represent elements of nature, such as flowers, trees or a landscape. Demonstrations will guide students, displaying how to move and manipulate the ink using various tools.

## **Int/Adv Alcohol Ink Painting**

*Christine Otis*

This interactive class builds upon your skillset using alcohol inks. Demonstrations and active work time will allow you to experiment with a multitude of materials. This class focuses on building upon design composition and layering inks using a variety of tools.

## **Int/Adv Oil & Acrylic Painting**

*Richard Kirk*

Move your artwork to the next level. Each class begins with a short lesson: color theory, perspective, drawing, etc. From there, students work on projects of their own choosing and/or studies designed to advance their ability. Instruction is self-paced and geared toward each individual. Students need to have a basic understanding of painting and painting materials prior to joining to successfully complete this class.

# CLASS DESCRIPTIONS

---

## **Int/Adv Pour Painting**

*Christine Otis*

Students will focus on creating their design by building upon their knowledge of color and pour painting techniques. An emphasis will be placed on combining Dutch pour method with other foundational pour techniques. Weekly demonstrations will be given to help students further develop their skillset.

## **Int/Adv Watercolor Exploration**

*Donna Berk*

For students who have a strong background in watercolor painting this class focuses on the needs of each individual painter, growing your skillset & confidence in working with the medium. There will be plenty of demonstrations and discussions to help everyone progress with their piece. You will learn to take your work to the next level, enhance your proficiency, and refine your process to produce beautiful and unique watercolor artwork.

## **Int/Adv Watercolor: Mastering the Media**

*Genie Kell*

Each week, we'll explore an exciting new approach to watercolor painting as we focus on specific lessons such as zone painting, depicting weather conditions, exploring pattern, rhythm, and movement. Discover how, in concert, these elements create harmony. You will also touch on the techniques of subtractive painting, lifting, scrubbing, sgraffito, and color consciousness—the magic of juxtaposing colors. By introducing dozens of new painting techniques, you'll explore the wide range of watercolor's possibilities and discover new ways to enhance your painting skills using innovative methods to deliver visual impact to your art. You will experience a new confidence in your own innate artistic talents while celebrating your unique style.

## **Int/Adv Wheel Throwing**

*Tori Bethea*

For those already confident working on the wheel, instruction with a small group will continue to advance your skillset. Students will find ways to enhance their surface aesthetics, hone their techniques, and experiment with glazing to truly customize the look of a finished piece. Projects will be fired with food safe glazes using stoneware clay.

## **Interpretation of Sound**

*Christine Otis*

Get ready to rock out in this class! Weekly demonstrations & discussions will help us explore how to abstractly paint sounds. Music is played for each class, so students can interpret sounds into shapes, colors, textures, translating their emotions into a visual piece. We'll cover the importance of an underpainting and discuss creating textures. The emphasis for this class is getting your emotions onto the canvas. Each week we will listen to different music and build upon what we have learned. Musical inspiration for each session is as follows: *Session 1 - Genre Medley, Session 2 - Concertos, Session 3 - 70s R&B, Session 4 - Queen, Session 5 - Motown, Session 6 - 80s.*

## **Landscape Painting & Drawing**

*Vicky Tesmer*

Study the classical approach to landscape painting, beginning with sketching out your composition, developing the horizon line, color mixing, spatial relationships, foreground, middle ground and background. Using acrylic, oil or watercolor, students will study from their chosen subject matter or work from the Masters, expressing their personal narrative with choice of color and composition. The goal of this class is to develop your skills in painting and drawing.

## **Lines and Shapes in Illustrating**

*Monique Olsen*

Experimenting with water-based paints, inks, and pens immerses the senses in new artistic possibilities. Familiar and innovative themes are used in the making of illustrations by applying drawing basics in an imaginative approach. When mixed with other mediums such as markers, pens, and water-based paints, one-of-a-kind works of art are made. Composition, styles, lines, shapes, and contrast come into play on pieces. This course aims for students to grasp their potential by beginning with marks and outlines, then integrating representative elements such as mandalas and neurographic art.

## **Micrography Portraits**

*Dani Papanikolaou*

Students are introduced to the history of micrography, its uses, and overall aesthetics. Line weight and value are explored to emphasize the importance of highlights and shadows. Students will learn how to increase the scale of a photograph and use the grid method for drawing the picture accurately. After generating a list of words and phrases, students will synthesize them with their gridded portraits to express individuality while exploring typography and style. Through critique processes and games, students evaluate and respond to their own work and that of their peers.

# CLASS DESCRIPTIONS

---

## **Mixed Media Expressions**

*Genie Kell*

This course is for brave and curious artists who want to expand their expressive powers by making art with an unlimited spectrum of materials and techniques through a broad selection of Post-modern strategies. Artists in this class may 'break all the rules'. Students may burn edges of paper, cardboard, canvas, or fabric and then cut and paste them all together, combined with old photos, drawings, or paintings. Found objects such as coins, jewelry, rocks, shells, feathers, or tools of plastic, wood, or metals can be integrated as well. In this course, there are no limits on materials used to make the art.

## **Nude Figure Drawing**

*Dani Papanikolaou*

Artist's practice, sketch, and manipulate media to develop their skills at figure drawing and portraiture while exploring expressive aesthetics. Timed drawing exercises are built-in to challenge your use of line while longer intervals allow artists to familiarize themselves with the human form. A colorful light design allows for artists to explore mixed media and color/shadow interplay with their practices.

## **Oil Painting Essentials**

*Angela Anderson*

Loosen up in this color mixing focused painting class using brushes and palette knives. Representational painting is taught with tips for better drawing and composition as an opener, and how to employ a grisaille earth tone underpainting. A variety of subjects will be painted, allowing for a new beginning each week, with instructor demonstrations throughout, as well as one-on-one support.

## **Paint Naples & the Basics of Color**

*Ann Sullivan*

For beginners or painters who want to un-muddle their color and/or loosen up a tight technique, this class provides individual instruction and demonstration on the fundamentals of color, value, composition & technique. The class is unstructured in that student's paint what they choose (except for the first exercise for newcomers) & at their own pace. The emphasis is on learning to see and mix color by consistent use of the primary and essential tool, the color wheel.

## **Painting Like Georgia O'Keeffe**

*Genie Kell*

Learn how Georgia O'Keeffe composed and executed her paintings. Discover how to use color like O'Keeffe and how to make the scale and details of your paintings assert their forms as she did. Working from your photos and still-life arrangements, you will create paintings that reach out and grab the viewers' attention. As you learn how to emphasize simplicity of form like O'Keeffe, you learn how to appreciate the dynamic and decorative in nature and to express the poetic essence of your subject.

## **Painting Like Mary Cassatt**

*Genie Kell*

Learn how Mary Cassatt composed and executed her paintings. Discover how to use color like Cassatt, and how gesture and arrangement of objects in a painting can work together to tell a story of intimacy. Working in either oil or acrylics and from photos, you will create exciting paintings that are sophisticated in their concept as you make shapes, patterns and contours. All techniques learned will work together to demonstrate the power in simplicity and the beauty of everyday life.

## **Painting Like Claude Monet**

*Genie Kell*

Learn how Claude Monet composed and executed his paintings as you discover how he made paint come alive and shimmer across the canvas. Working in either acrylic or oil paints on canvas, and from your photos of landscapes, you will create exciting paintings that are full of the same play of light, shadows and reflections that Monet's painting represent. As you learn to layer and juxtapose complementary and analogous colors, you will discover how to achieve Monet's dazzling sparkle on water, flowers, sea and/or a garden path. These techniques give a soft, delicate balance and bright, lively freshness of his colors. You will begin to see the world through Monet's eyes—making each subject an opportunity to honor the art of capturing the impression.

## **Painting Like Vincent Van Gogh**

*Genie Kell*

Learn how Vincent van Gogh composed and executed his paintings as you discover how he made paint come alive. Working in either acrylic or oil paint from still-life arrangements and photos, you will create exciting paintings that are full of the same energy and vitality that Van Gogh's paintings express. Students will learn how to create vigorous strokes and bright colors which show the life force of even inanimate objects through impasto techniques.



# CLASS DESCRIPTIONS

---

## **Painting Still Lifes**

*Sharon Pearsall*

Paint the best painting you can, with Sharon guiding you to become a “director” of your own painting. Just as Stephen Spielberg directs a great movie, an exceptional painting needs to have a primary, secondary and tertiary focus. Sharon will focus on instructing you in the lessons that have been passed down by the old masters. Flowers and fruit will be paired with interesting objects, and we will paint them in compelling dramas of light and shadow. Our focus will be design, values, color and edges. Various concepts will be demonstrated during a portion of each class.

## **Pastel for All**

*Jack Barnhill*

This class introduces the student to the principles and techniques for drawing and painting with pastels. Students will focus on the skills needed to render a drawing or painting in dry or oil pastels. We'll also learn about the types of pastels, preparing and using support surfaces, and materials for applying, manipulating, and preserving pastels.

## **Personified ISMs**

*Dani Papanikolaou*

An “ism” is an art movement that identifies a similar group of artists who explore related techniques, styles, processes, ideas, etc. (example: Cubism, Surrealism, Neo-Expressionism, etc.). Students are introduced to a range of art “isms” and are tasked with selecting one to research and study, analyze the defining characteristics, and brainstorm an idea that personifies their selection. Emanating an art movement is the goal for this class, so a range of approaches is acceptable and encouraged. This course emphasizes art history, art appreciation, and the art of critique.

## **Post-Impressionistic Landscape Painting**

*Dani Papanikolaou*

Students are introduced to Impressionism and Post-Impressionism while practicing making marks to emanate characteristics of these popular art movements. After sketching their selected landscape, students begin painting and layering their marks to create complexity within their composition. Small, intentional marks are celebrated with students honing their skills in detail work. Through critique processes and games, students evaluate and respond to their own work and that of their peers.

## **Pour Painting**

*Christine Otis*

Explore this fun medium where creations can be quite mind-blowing! Weekly demonstrations will be given, enabling students to learn the basics of pour techniques such as dirty pour, flip cup pour, Dutch pour, swiping, etc. We'll discuss the importance of colors, contrast, paint brands, and how to incorporate design in your pours.

## **Pour Painting: Large Canvas**

*Christine Otis*

Let's live large! This interactive class focuses on the various ways students can pour onto a larger canvas, manipulating the medium to make exaggerated, impactful designs over a big surface. There will be plenty of demonstrations to guide students in selecting colors and using specific techniques to achieve their artistic vision.

## **Pour Painting: Mixed Media**

*Christine Otis*

This interactive class combines painting on canvas & using different pour mediums to create different effects. We'll also be incorporating mixed media elements to make truly unique artworks. There will be plenty of demonstrations on how to manipulate the mediums and when & how to apply the mixed media.

## **Sketchbook Arts**

*Dani Papanikolaou*

This course is built to appreciate the sketchbook arts. Using a sketchbook, students are tasked to challenge their artistry and creativity to the max while only using a small sketchbook. Students are introduced to sketchbook artists and the ways they express themselves within one vessel. Be challenged with completing ten pages per week through guidance, themed assignments, and creative prompts to build a stronger relationship with your sketchbook.

# CLASS DESCRIPTIONS

---

## **Stained Glass**

*Ted Streppa*

Using a variety of colored and textured glass, students will learn how to cut, assemble, foil, flux, solder, clean and polish to create a beautiful stained glass piece. Suggestions and patterns for projects will be provided based on the student's artistic level. Upon completion of the session, each student will have a work of art to take home and exhibit with pride, as well as the knowledge of skills and techniques to create bigger and more elaborate stained glass pieces. Instruction is delivered on an individual basis, so students of all skill levels are welcome. All supplies included.

## **Still Life Painting**

*Vicky Tesmer*

Study the classical approach to objects placed in space – flowers, vases, fruit, vegetables, and common objects. Monet, Van Gogh, Cezanne, and the modern still life painters such as William Bailey are referenced for their techniques and style. Students will learn the importance of developing color, composition, light source, placement of object to object, and the relationships of the foreground to the middle ground and background. These fundamental techniques are taught with the goal of creating a 3D composition from a 2D dimensional canvas. Using acrylic, oil or watercolor, learn the fundamentals of building up a composition with objects chosen by the student, studying from the instructors' still life or by copying the masters.

## **Textured Art**

*Monique Olsen*

Paint with acrylics and integrate mediums, gels, modeling paste, and other embellishments to create texture on canvas. Learn how to mix and blend acrylics, capture movement with brushstrokes, and apply effects with scraper tools, spatulas, and brushes. Explore new techniques, concepts, and methods in an all-inclusive approach. Guided instruction will help grow your abilities and skillset in the creative process that will take your paintings to the next level.

## **The Decorative Nest (Pottery)**

*Susan Reynolds*

The nest in nature is both functional and decorative, depending on your point of view. Reflecting this, many of my pieces are designed to be nested. I'll guide you through creating your own unique piece of nested ceramic art with plenty of demonstrations and one-on-one instruction. Using wheel-thrown or hand-built methods, you'll design, build, glaze and apply final surface details through the 4-week process. Finished pieces can be food safe depending on the glazes you choose.

## **The Manipulated Edge (Pottery)**

*Susan Reynolds*

Be guided through the creative process of hand-building a unique piece of ceramic art. We'll explore the medium of clay using the slab technique and glass molds with plenty of demonstrations and one-on-one instruction. You'll design, hand-build, glaze and apply final surface details through the 4-week process. Your creativity is the only experience needed and you'll end up with a truly one-of-a-kind piece to take home with you. Pieces can be food safe depending on the glazes you choose.

## **Three-Dimension & Color**

*Tomaso Albertini*

Step into the world of three-dimensional art, where painting and sculpture come together to create stunning and unique works of art. In this class, we will dive deep into the limitless possibilities of using cardboard and paper as versatile tools for artistic expression. Drawing inspiration from nature and the human experience, you'll learn to translate these influences into captivating three-dimensional masterpieces. Each student will receive personalized guidance and instruction tailored to their unique aptitude for the technique.

## **Trompe L'oeil & Realism**

*Jack Barnhill*

This course introduces the student to the principles and techniques for trompe l'oeil and realistic painting. The course will focus on the skills and techniques required by the student in order to render a realistic image in oil paint. The student will learn the following: the history of trompe l'oeil and realistic painting, the basic concepts for rendering a trompe l'oeil and realistic image, preparing a canvas or panel for painting, setting up a color palette, underdrawing, underpainting and imprimatur, painting mass tones, penumbra or dark shading, developing highlights, detailing, oiling out and varnishing.

# CLASS DESCRIPTIONS

---

## **Tulipiere Vase (Pottery)**

*Susan Reynolds*

The Tulipiere is the perfect vessel for arranging your favorite bouquet. Students will be guided through creating their own unique piece of functional art. Using hand-building methods including extrusions, students will design, build, glaze, and apply final surface details through the 5-week process. You'll get plenty of hands on attention, so join me and create something truly unique. No previous experience in ceramics is needed for this class.

## **Watercolor Exploration**

*Donna Berk*

This beginning class creates a foundation for a budding watercolor artist to experience the joys of this diverse medium. Students will be introduced to the fundamentals of watercolor in a structured format that covers the basics, learning about color, creating color hues, and going through a step by step process to compose a cohesive painting.

## **Wheel After Dark**

*Louis Cristo*

This evening class will focus on the fundamentals of wheel throwing, learning crucial techniques such as, wedging, centering, opening and raising. Whether you're new to the wheel or are already comfortable working on it, this small group setting will have each student producing pottery. Designed to be taken time and time again to further solidify your skillset, each session will guide you along your wheel throwing journey. Varied glazing techniques will also be introduced to students for proper finishing.

## **Women In Art I: Pre-History to Realism**

*Genie Kell*

From the Ancient Period to French Impressionism, we will explore images of women in Western Art as we trace how the perception of the female element has evolved. Lectures will travel from mysterious totem to powerful goddess, stately ruler to demure chattel, chaste householder to elegant lady, brazen courtesan to independent worker – and finally to celebrated artist in the 19th century. Whether as wives, mothers, daughters, sisters, slaves, queens, amazons, concubines, furies, sirens or saints – all images of women reflect the culture of the times. The four PowerPoint lectures and participant discussions will follow the journey of self-discovery womankind experienced as we survey the art that reflects women's journey through the centuries and leading to the opening of the Modern Art Period.

## **Women in Art II: Pre-Raphaelitism to Postmodernism**

*Genie Kell*

From Impressionists to Postmodernists, we will explore the art and lives of female artists facing multiple challenges to success. From Mary Cassatt and Berthe Morisot's mild domestic interiors and portraits to the outrageous and openly confrontational works of artists such as Kara Walker and Nevine Mahmoud, we will trace the emergence of the female artist as a boundary-breaker and pacesetter. We follow the stories of women barred from art classes, eclipsed by their husband's fame, and overlooked by the art establishment to their ultimately becoming contemporary art's most sought-after, respected, and influential celebrities and innovators. The four PowerPoint lectures and participant discussions will follow the journey of self-discovery experienced by women in art and review the changes that took place in art and society over the last hundred-plus years.

## **You + Life = Art**

*Genie Kell*

This course takes you on a penetrating journey of SELF-discovery as you explore collage, assemblage, construction, and installation using symbolic objects and images that tell your life story. As you create a visual autobiography that offers both you and your viewer profound insights into the workings of the mind, body, and soul of humankind—you work within this frame: “the more personal your art, the more universal your message.” Each lesson focuses on a period of your life or a role you have played. As you turn the events, relationships, challenges, and triumphs of your lifetime into powerful works of art, you discover the harmonious beauty of your life, and you find your innermost strengths are revealed!

# YOUTH CLASS DESCRIPTIONS

---

## **Advanced Teen Drawing**

*Rich Faber*

Learn the techniques used to create advanced original drawings by incorporating lessons on observation, proportion, structure, anatomy, and composition. Students will develop drawings from layouts and sketches, using various pencils to create different tones, textures, shading, and techniques in order to create finished pencil art. This class is designed for those who are comfortable in drawing mediums, and are at an advanced level.

## **AP Art & Design Mentorship For Teens**

*Dani Papakinkolaou*

This class offers mentorship and guidance to students who are enrolled or are seeking enrollment in College Board's AP Art & Design program. This class acts as supplemental instruction and development for students creating a portfolio to submit for college credit. A great investigation should keep you enthusiastic, creative, and eager to create more. It eliminates the need for unsupported self-discipline and opens the door for you to become a true artist. You'll be creating artwork that matters. Students will focus on generating a strong sustained investigation portfolio based on an inquiry that is rigorous and collegiate, grows through individualized mentor meetings, explores relative media, processes, and techniques, all while having studio-time to expand their horizons and ask questions. Portfolio reviews will be conducted by established community leaders and mentors to optimize your portfolio's success.

## **Art Explorers**

*Sebastian Melendez*

Creativity knows no bounds in this class! Our colorful and exciting art class is a magical journey into the world of famous artists. Designed for young art enthusiasts, this is a hands-on adventure that sparks imagination, hones artistic skills, and introduces budding talents to the wonders of renowned painters, sculptors, and visionaries from around the globe. In this vibrant and nurturing environment, children embark on a thrilling exploration of artistic expression. Each class is a blank canvas where young minds are encouraged to wander freely, experimenting with various mediums, colors, and techniques inspired by the techniques of legendary artists. New projects each session.

## **Art for Kids**

*Dani Papakinkolaou*

A class geared for any child who loves to draw, paint and/or use a variety of creative materials. Each week's projects may explore art themes, animals, landscapes, collage, abstracts, still lifes, or drawing. During the course, we will use pastel, paints, tactile supplies and pencil as we learn fine art elements such as line composition, shading techniques, texture, and perspective. New projects each session!

## **Art for Tweens & Teens**

*Donna Berk*

Build strong foundational skills and develop your artistic vision as you express yourself through a wide range of different art mediums. This course will enable you to sharpen your skills in drawing, painting, printmaking, collage, and more. Projects will be varied so each student may experiment and find the style and media that inspires his or her passion.

## **Cartooning, Character Design & Comics**

*Rich Faber*

A fun and inspiring class for budding illustrators. Part seminar and part hands-on studio experience for creating comic books and comic book characters. Students will be developing their own designs and stories with their characters, translating dramatic action into visual form, and developing storytelling illustration techniques.

## **Clay for Kids**

*Tori Bethea*

This class introduces young students to the wonderful potential of clay. Students will have a blast expressing themselves artistically while creating both functional and fun pottery. Each session, students will learn hand building techniques for creating and finishing unique clay pieces! New projects every session.

## **Clay for Tweens & Teens**

*Tori Bethea*

Tween and teen students will learn hand-building techniques and use methods such as pinching, folding, coils, and slab construction to create functional & decorative clay artworks. Work on more challenging projects and surface decoration processes, finishing with glazes to design truly unique clay pieces. New projects each session.

# YOUTH CLASS DESCRIPTIONS

---

## **Drawing Challenges**

*Rich Faber*

This class will challenge students to draw subjects they find difficult or impossible to render, but that they want to get better at drawing. Fun exercises will give them the tools they need to draw those subjects well. Anyone can draw anything!

## **Drawing Fundamentals**

*Rich Faber*

Every good drawing begins with strong construction. Students will learn how to use basic geometric shapes to build the foundation of a solid drawing. Each student will spend time working on technique and developing his or her own drawings. This will be fun, and the classroom setting will be light, focusing mainly on getting the most of each student's individual abilities and talents.

## **Drawing Proportions of the Face & Head**

*Rich Faber*

A combined seminar and hands-on studio experience on the techniques used to create proper proportions of the face and head. Many artists struggle with trying to get a face and/or head just right in their drawings. This course will help artists achieve that goal and so much more! Using basic geometric shapes, students will learn how to lay out the features of faces and heads proportionately, how to sketch and draw the face and head in various positions and from a variety of angles, in order to create convincing and correctly proportioned features. Media will include pencil on paper, using various pencils to create different tones, textures, and shading techniques in order to achieve the goal of finished pencil art of the properly proportioned human head! This class is designed for those with beginning to intermediate drawing skills.

## **Group Creative Clay**

*Tori Bethea*

Let your imagination run free and explore the never-ending possibilities of what you can hand-build with clay. Applying the principles of design, you will use coils, slabs, slumping, pinching, extruding, and many other techniques to turn an ordinary lump of clay into fun and functional pottery! For home schooled students ages 4–12 years.

## **Home School Art Adventure**

*Instructor TBD*

Welcome to the wonderful world of art! Join in the fun and learn new techniques, experiment with different mediums, and discover the styles of the modern and classic master artists. Using a variety of materials and their own imagination, students will express themselves artistically through an ever-changing curriculum that will help them produce a well-rounded portfolio of artwork. For home schooled students ages 4–12 years.

## **LEGO Art Studio Session 1**

*Dawn Smith*

Get inspired by the masterpieces of Van Gogh, Picasso, and Da Vinci as we create works of art and explore self-portraits, colors, mosaics, and symmetry. Using a random selection of LEGO bricks, students will build designs based on the session's topic, applying their level of knowledge and individual ability. Books, photos, and other support materials will be provided to help guide students. Toward the conclusion of every class, worksheets are completed, and photos are taken of each completed project and then stored in a portfolio that is kept by each student. For home schooled students ages 5–12 years.

## **LEGO Art Studio Session 2**

*Dawn Smith*

Explore patterns, replicas/reproductions, and transition into three-dimensional LEGO builds as we're introduced to the inspiring works of Gustav Klimt, MC Escher, Alphonse Mucha and others. Books, photos, and other support materials will be provided to help guide students. Toward the conclusion of every class, worksheets are completed, and photos are taken of each completed project and then stored in a portfolio that is kept by each student. For home schooled students ages 5–12 years.

## **LEGO Art Studio Session 3**

*Dawn Smith*

Instruction during this session will focus on architecture and challenge students to build a tower, amphitheater, church with steeple & spire, and a building with a domed roof. Books, photos, and other support materials will be provided to help guide students as they use a random selection of bricks to design their artwork. Toward the conclusion of every class, worksheets are completed, and photos are taken of each completed project and then stored in a portfolio that is kept by each student. For home schooled students ages 5–12 years.

# YOUTH CLASS DESCRIPTIONS

---

## **LEGO Art Studio Session 4**

*Dawn Smith*

This session encourages students to find ways to depict weather conditions in their LEGO builds. Students will consider the colors that we associate with each season. Several examples will be provided that illustrate how the artist was able to convey one of the four seasons or other elements like rain, wind, etc. in their painting or sculpture. Books, photos, and other support materials will be provided to help guide students in their design process. Toward the conclusion of every class, worksheets are completed, and photos are taken of each completed project and then stored in a portfolio that is kept by each student. For home schooled students ages 5–12 years.

## **LEGO Art Studio Session 5**

*Dawn Smith*

Inspiration this session will have students considering nature and the natural landscapes in their LEGO builds. Projects will focus on waterfalls, waves on the ocean, reflections on the water, and mountainous landscapes, using only LEGO bricks. Let the great outdoors guide your artistic creations and utilize support materials in your artistic exploration. Toward the conclusion of every class, worksheets are completed, and photos are taken of each completed project and then stored in a portfolio that is kept by each student. For home schooled students ages 5–12 years.

## **LEGO Art Studio Session 6**

*Dawn Smith*

Students are challenged to incorporate moving parts in their LEGO builds. Many of the masters were not just painters or sculptors, but inventors and engineers. Students are encouraged to complete projects that pivot, spin, rotate, etc. Suggestions such as Ferris wheels, wind turbines, and teeter-totters will be used to inspire students to create on their own. Toward the conclusion of every class, worksheets are completed, and photos are taken of each completed project and then stored in a portfolio that is kept by each student. For home schooled students ages 5–12 years.



# WORKSHOP DESCRIPTIONS

---

## **Abstracts In Acrylics**

*Douglas David*

This amazing studio painting workshop will yield several exciting abstracts over a two day period. Learn to create a singular or series of contemporary abstracts, while investigating various color schemes, and multiple techniques yielding various finishes. This workshop will cover the basic principles of painting in regard to abstracts. Discussions and lectures on basic concept and composition, blocking in, use of line, shape, positive/negative, layering, subtracting, texture will be introduced. Students will learn the importance of understanding your own style and knowing when a work is finished (learning how to not overwork your painting). Discussions will also include what to think about when creating abstract work and how to investigate various techniques and styles. Students will work in their own style/technique so that the finished work is uniquely their own.

## **Alcohol Ink Florals**

*Julie Tibus*

Explore the incredible beauty of alcohol inks, an intensely vivid and fluid medium that practically paints itself! Participants paint a delicate watery group of flowers, a large bursting bloom, and a field of daisies. Learn about the different tools you can use, masking fluid, and how to control and add detail when you wish. No previous experience required, and there will be plenty of demonstrations, work time, and coaching.

## **Alcohol Ink Jewelry**

*Julie Tibus*

Make stunning art jewelry from your very own alcohol ink abstracts. We'll start by mixing, blending and adding metallics to art paper, using bold and beautiful alcohol inks. Each participant will use these to create 3 distinct pieces of jewelry. Choose from pendant settings that include chains, earrings, and rings.

## **Art of the Sketchbook & Journal**

*Vicky Tesmer*

Before there is a painting, there is a drawing. Before there is a story, there are jotted down ideas, thoughts and reflections. For an artist, the sketchbook is the skeleton for self-expression of the future. First, there is a sketch, a concept, a composition... notes...ideas of colors and values. By organizing drawings, watercolors and thoughts of life around us, we begin the journey of creativity. This workshop is a perfect way to learn how to organize and detail the beginning of a painting. The journal catches a drawing, a sketch, a thought which becomes a documented narrative done in visuals – watercolors, pen and ink drawings and words. One learns how to aesthetically organize the creative process. Vicky walks you through her journal inspired by travel, landscapes, portraits and culture. The morning concentrates on the structure of the sketchbook/journal – organizing words, sketches, articles and quotes cut out from magazines or books. The afternoon takes the artists outside to do a plein aire sketch and/or watercolor. The workshop ends with putting together the first few pages, launching a living work of art to add to each day.

## **Basics of Oil Painting**

*Douglas David*

This fun and informative workshop will cover the basic principles of oil painting and get you painting simple and easy to understand objects in a short time. The idea of this workshop is to get you comfortable with the process of painting, while teaching you how to paint dynamic and exciting paintings. This workshop includes interesting and memorable discussions on all the basic elements of painting including, composition, massing, building form, light and shadow – and depending on your own style, knowing when a work is finished (learning how to not overwork your painting). The instructor will guide students through the principles of painting, creating an incredible foundation for their own works. Whether a student has never ever picked up a brush or is a more accomplished painter, each will leave with a better understanding of oil painting fundamentals.

## **Beautiful Botanicals**

*Vicky Tesmer*

Be inspired by the beauty of nature surrounding you. Capture the moment of a flower in bloom. Using your own botanical photo or a bouquet still life, and painting in either oil or acrylic, we'll capture the essence of the composition. This workshop will train you in bringing your subject matter to life by developing the foreground and pushing back the background through the use of color. Concentrating on cools and warms, values and hues, you will enhance your ability to see color and how to place it as an accent or as a diminishing horizon. Students of all levels can dramatically improve their ability to develop their canvas and build on their talents.

# WORKSHOP DESCRIPTIONS

---

## **Beginning Wire Wrapped Jewelry**

*Lorelle Bacon*

Wire wrapping is an ancient art form that is very popular today for making fine art jewelry. Students will learn the basic techniques and apply these skills while they create a variety of jewelry pieces including bracelets, earrings & rings. Instruction will include what tools to use and how to use them to make a proper wrap. Students will make a beautiful copper bracelet, then pick a design of their choice for a second bracelet. We'll also make a lovely ring, learning how to cut wire, measure, size and use a ring mandrel, followed by making two different pairs of earrings. There will plenty of demonstrations and one on one instruction. Directions for all projects will be provided for students to take home, so that they may continue on their own.

## **Breaking Boundaries Collage**

*Julie Tibus*

Learn to layer & collage abstract landscapes or florals. Break the edges of the frame, making them interesting and dynamic! We'll start by creating a white or black painted background with acrylics and making papers by monoprinting patterns. Next is a pencil sketch to help lay out the composition. With found and supplied papers we will tear, cut, layer and collage, adding detail with paint, colored pencils, and metallic pens. There will be plenty of demonstrations, work time and coaching.

## **Contemporary Still Lives In Oil**

*Douglas David*

Not your same old still life! Use classic principles with fresh and loose brushwork to make your still life dynamic, graphic and bold. Includes interesting and memorable discussions on composition, massing, building form, light and shadow: and depending on your own style, knowing when a work is finished (learning how to not overwork your painting). Douglas delivers sound principles of painting that are an incredible foundation for your painting, whether a beginner or seasoned painter. This hands on painting experience will yield a good number of paintings and a logical thought process in a fun yet focused atmosphere to help you guide your future study. Your paintings can be as complicated or as simple as needed. Demos and individual discussions/instruction will help each student begin to reach the preliminary goals they are striving to meet. Plan to produce several paintings in the 3 day workshop.

## **Drawing Basics**

*Douglas David*

This successful and simple one-day workshop will walk you through many of the "basics" of drawing. Whether a refresher or the first drawing class you have ever taken, it will make sense and help you have a better understanding of drawing. Developed by the many requests of painting students, Douglas has assembled all the basic areas of drawing and the things he thinks you need to know to be able to be more comfortable and a bit more confident in your drawing. This course will also help to make your paintings better and to correct problem areas that might come up in your work. Lots of presentation, demo and workbook-type exercises will help you understand and comprehend these basics.

## **Drawing: Past to Present**

*Lauren Redding*

Students will explore a plethora of drawing materials anchored by silverpoint and DuraLar: one medium ancient enough to predate the Old Masters, the other material new enough to have been used by NASA. Participants will experiment with the materials by producing several figure drawings, done from life using a model. The same figure model will assume different poses, ranging from short poses lasting only a few minutes for ink, charcoal, and graphite to longer poses lasting a few hours for silverpoint and DuraLar. This is not solely a figure drawing workshop, as it's so process-oriented. Thorough demonstrations for both silverpoint and DuraLar will occur, as well as discussion about the relevant art history.

## **Express Your Visual Voice In Oil/Cold Wax**

*Lisa Boardwine*

Join me for a 3-day workshop to learn all the basics of this fun medium and express your personal voice, using oil and cold wax medium. This workshop is for artists who want to learn how to create a good foundation, texture and layers with oil/cold wax, and also for those who want to continue exploration into pushing your paintings and visual voice further. We will be working on panels and paper to explore the concepts of applying layers, using good compositional design, unique techniques/tools, and exploring what you want to express in your paintings. This workshop will offer discussions/demos, studio painting time, as well as individual critiques concerning your own personal direction in your art making.



# WORKSHOP DESCRIPTIONS

---

## **Fluid Art: The Dutch Pour**

*Tammy DeCaro*

This abstract fluid painting workshop is full of fun & creative possibilities for artists of all levels to produce 4 artworks. Learn three methods of the Dutch Pour technique including the traditional flooded canvas, partially flooded canvas & transparent method. Discussions will cover the pouring medium, choosing paint consistency, mixing colors, along with traditional & chaos style compositions. Pouring medium combined with acrylic paint and application techniques will help students apply this unique blend to canvas, resulting in unpredictable and impressive designs. Watching the colors mix & merge will delight each student as the design reveals itself. No art or painting experience is needed.

## **Glazing Outside The Lines**

*Susan Reynolds*

Create your own pottery masterpiece in just one evening! It's easier than you think and students of all artistic levels are welcome to join this evening of art, accompanied by festive refreshments. Students will be guided thru the creative process from inspiration to final firing. Create your own design on a hand-selected, pre-fired piece of bisque ware using underglaze, underglaze pencils, brushes and slip trailers. There will be plenty of demonstrations and one-on-one guidance to support each student's unique artistic endeavor.

## **Int/Adv Wire Wrapped Jewelry**

*Lorelle Bacon*

Students with some experience in wire wrapping can add to their knowledge and expand their creativity in this workshop. Learn how to make more complex and beautiful bracelets including using inlay, pattern wire, adding beads and more. Students will also be making pendants and creating one of a kind designs using semi-precious stone cabochons. Students should plan to make 2-3 each of bracelets and pendants, depending on speed and skillset. There will be plenty of demonstrations and one on one instruction. Directions for all projects will be provided for students to take home, so that they may continue on their own.

## **Intuitive Approaches to Watercolor**

*Fabio Cembranelli*

Fabio will guide artists in developing loose and intuitive watercolor techniques, enhancing their own personal approach. Students will work on the following: wet on wet techniques using transparent pigments only, watercolor painting on damp paper, how to take advantage of unexpected things that may happen during the painting process, and the importance of maintaining the white of the paper in watercolor. Additionally, students will learn the fundamentals of composition, how to create a powerful focal point, how to capture the beauty and freshness of flowers, how to depict the beauty of nature in your artwork, and light and shadow.

## **Joyfully Painting with Oil**

*Kim Vanlandingham*

Never painted before but want to try? Haven't painted in a while and need a refresher? Well this class is specially designed for beginners who may never have touched a brush before and those who want to get back into oil painting. No need to buy any supplies because all materials are provided. Just bring yourself and leave with your completed oil painting. Each week will feature a different painting. Sizes will vary, and both landscapes, florals, and seascapes will be taught. You've seen some of these methods on TV, now come learn them for yourself. You can paint!

## **Joyfully Painting with Watercolor**

*Kim Vanlandingham*

Wanted to try watercolor painting or just need a refresher? Well this class is for you! All supplies are included and each class will be a different painting from a photograph. No experience is required and all levels are welcome. We'll all be painting the same painting and finishing it in class. If you're a beginner, just stick with Kim to learn the basics. If you've had some experience, Kim will be pushing you to advance your technique in watercolor.

## **Life Drawing**

*Vicky Tesmer*

Studying human anatomy, this figure drawing workshop introduces students to the contours of the human body. We'll study from a live model who will begin with short 5 & 10 minute poses in charcoal. These gestural poses will help loosen up the artist's skills and prepare for the longer pose. We'll graduate into three twenty minute poses, introducing color with conte crayon (terracotta, black, white, grey and burnt umber). Color pastels will be introduced after the conte crayon drawings. We'll move onto two 1-1/2 hour poses where the artists will concentrate on composition, capturing the figure with contour lines, color, shades of cool & warm, and placing the figure on paper. This workshop is a perfect way to prepare for the human figure, whether you want to incorporate it into your compositions, get more acquainted with portraiture, or gain understanding of Da Vinci's Vitruvian Man of perfect proportions.

# WORKSHOP DESCRIPTIONS

---

## **Monoprint Printmaking**

*Kathleen King*

This 2-day workshop will cover basic hand printing monoprint techniques, with and without a press, for painters who want to create small scale artworks in a different medium and technique. Participants will have the choice of working with water-based media, oil-based media or both. Kathleen will share brief comments about the history of monotype/monoprint as a category under graphic arts. She will also show examples of monotypes/monoprints, and give a demonstration of hand pulling monotypes/monoprints with and without a press. Individual advice will be given by the instructor to participants as needed.

## **Oil Painting Study & Workshop**

*Kim Vanlandingham*

This wonderful oil painting workshop will be spread across 3 morning sessions. Each day will include a short question & answer time, a demonstration & exercise to enhance skills, and choice of working on the painting that Kim has selected for the group or a student's own subject. Total beginners will learn tips and tricks to understand the properties of the medium and more advanced students will be encouraged to push skills and craftsmanship. If you've taken a workshop with Kim before, be ready to be challenged to produce your best work. If you're new, focus on building skills. This is a more in depth version of the Joyfully Painting in Oil workshops Kim teaches. All supplies included.

## **Painting Fast and Loose**

*Angela Anderson*

Learn to paint with better accuracy by incorporating simple drawing methods. Loosen up and make fresher looking paintings. A new painting will be presented each workshop, using the palette knife and larger brushes to begin and applying paint with more flow and freedom. Demonstrations will be given for each subject, painted along with students by the instructor. Image is provided ahead of class to registered students via email and prints to work from are given at each workshop meeting.

## **Painting Seascapes, Beaches & Dunes In Oil**

*Douglas David*

This workshop will cover the basic principles of oil painting with regard to seascapes, beaches and dunes. Learn how to build the wave, capture the motion of the sea and better understand the colors in the sand. After the basics are covered, we will start by painting a wave and several seascapes, beaches and dunes in various atmospheric conditions throughout the 3 day workshop. For those who have studied with Douglas before, this overview of principles is always a good review, and no matter what the subject, these principles are key, and new discussions and tips are added each season.

## **Painting The Figure**

*Vicky Tesmer*

Advance your skillset at capturing the human figure and anatomy in your artwork. Learn about proportion, likeness, techniques of color mixing and composition, then apply what you learn in developing a canvas. Grow your technical ability at figure, foreground, middle ground, and background development by placing the human figure in space. We'll begin the first day with drawing from the model, loosening up with some gesture drawings in charcoal or conte crayon. From there, we'll have a longer pose where we add in color with washes of acrylic and/or oil paint, developing use of color and placement of skin values, etc. Eventually, we'll graduate to one pose captured in acrylic or oil paint. There will be demonstrations given by the instructor in each medium. This workshop will change the way you interpret the figure!

## **Painting The Floral**

*Sharon Pearsall*

Flowers can be a challenge to paint because they move, even moving hour to hour. In this 3 day workshop, Sharon will guide students to block in the essence of the floral composition in a gestural approach. Over the 3 days, we will render the flowers to completion. Topics that will be discussed include color, harmony, sense of volume, and conceptualizing the form of the flower, as opposed to copying the flower which may have moved. We'll explore how to create effects with paint by scumbling & glazing, and adding texture with paint to successfully capture the beauty of the floral.

## **Painting With Scissors**

*Jane Harris*

Mixed media collage in a whimsical fashion! Come play with paper, fabric, paint and more as we design a unique collage. Be inspired by the colors & textures of the materials, letting them guide your artistic vision.

# WORKSHOP DESCRIPTIONS

---

## **Portraiture**

*Vicky Tesmer*

Capturing the likeness of a human being is stunning and one of the most classical subject matters throughout time. There is nothing more inspiring than da Vinci's Mona Lisa, Renoir's beautiful portraits of the Parisian women or John Singer Sargent's Madame X. This workshop develops geometry and proportion of the human face and how one captures the likeness of their subject matter. Beginning with charcoal we develop basic skills and techniques, breaking down the proportion of the human head by the placement of the eyes to the nose then the mouth in perspective. The students translate what they see by developing the portrait through techniques of shading, coloring and modeling using drawing tools first in black and white and gradually introducing color. With each drawing tool – charcoal, conte crayon and pastels – the instructor will give a demonstration of drawing one of the students.

## **Resin Art**

*Tammy DeCaro*

This abstract resin workshop is full of fun & creative possibilities for artists of all levels to produce several artworks including diptychs, molded items, jewelry, mixed media glass pieces, and painted wine glasses. Learn the basic techniques for using both long cure & quick coat resins. Discussions will cover dyes, pigments, paint, and inks. Watching the colors mix & merge will delight each student as the design reveals itself. No art or painting experience is needed.

## **Resin Tree Art**

*Tammy DeCaro*

This winter workshop is full of fun & creative possibilities for artists of all levels to produce a unique Christmas tree or Palm tree artwork made of resin & cut glass. Resin combined with acrylic paint & embellishments, plus simple techniques will help students create a one-of-a-kind tree design. No art or painting experience is needed. Make new friends and enjoy light refreshments in this unforgettable evening of art.

## **The Art of the Sketchbook & Journal**

*Vicky Tesmer*

Before there is a painting, there is a drawing. Before there is a story, there are jotted down ideas, thoughts and reflections. For an artist, the sketchbook is the skeleton for self-expression of the future. First, there is a sketch, a concept, a composition, notes, ideas of colors and values. By organizing drawings, watercolors and thoughts of our life around us, we begin the journey of creativity. This workshop is a perfect way to learn how to organize and detail the beginning of a painting. The journal catches a drawing, a sketch, a thought which becomes a documented narrative done in visuals – watercolors, pen and ink drawings and words. One learns how to aesthetically organize the creative process. Vicky walks you through her journal inspired by travel, landscapes, portraits and culture. The morning concentrates on the structure of the sketchbook/journal – organizing words, sketches, articles and quotes cut out from magazines or books. The afternoon takes the artists outside to do a plein aire sketch and/or watercolor. The workshop ends with putting together the first few pages, launching a living work of art to add to each day.

## **Traditional Marbling**

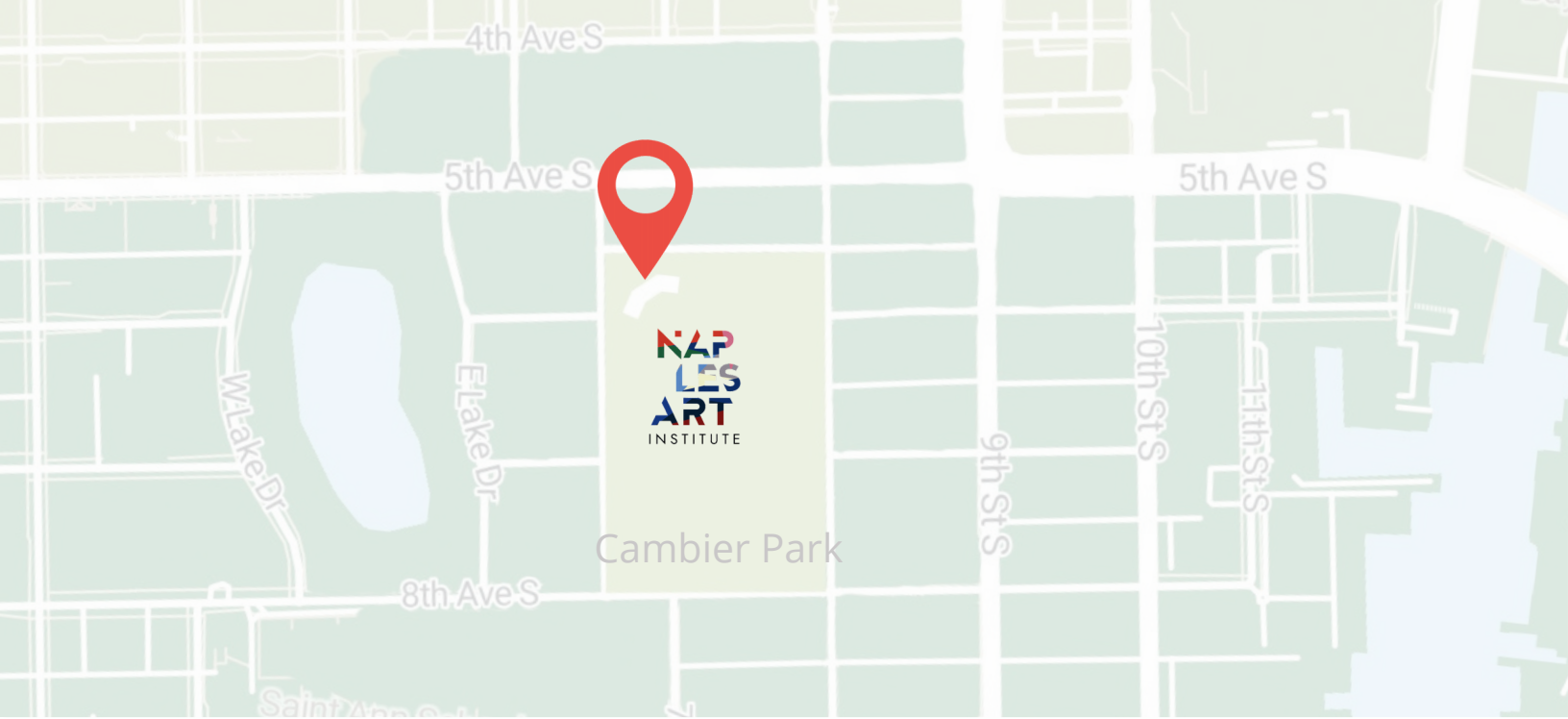
*Peggy Wertheim*

Unlike many art forms which take years to master, marbling will inspire you with instant gratification and success! Peggy teaches the traditional marbling techniques using carrageenan (powdered seaweed) and acrylic paints. You will learn patterns of Feather, Bird Wing, Chevron, Peacock, Spanish Wave, Stone Marble etc. You will create 20-30 marbled papers AND fabrics which can be incorporated into greeting cards, scrapbooking, quilting (fat quarters), collages, framed art, journal covers and so much more.

## **Watercolor Study & Workshop**

*Kim Vanlandingham*

This wonderful watercolor workshop will be spread across 3 afternoon sessions. Each day will include a short question & answer time, a demonstration & exercise to enhance skills, and choice of working on the painting that Kim has selected for the group or a student's own subject. Total beginners will learn tips and tricks to understand the properties of the medium and more advanced students will be encouraged to push skills and craftsmanship. If you've taken a workshop with Kim before, be ready to be challenged to produce your best work. If you're new, focus on building skills. This is a more in depth version of the Joyfully Painting in Watercolor workshops Kim teaches. All supplies included.



# NAPLES ART INSTITUTE

To register, please visit us online at  
**[www.naplesart.org](http://www.naplesart.org)** or call us at **239.262.6517**

585 Park Street, Naples, FL 34102  
239.262.6517  
[www.naplesart.org](http://www.naplesart.org)